

FACTSHEET

View4TC

Viewserver for Teamcenter®



What is View4TC?

„View-for-Teamcenter“ is a server-based solution for dynamically placement of stamps, watermarks and distribution information onto documents during viewing of Teamcenter documents. Document data and status information is visible at viewing and is still readable when printed from the viewer.



What can View4TC do?

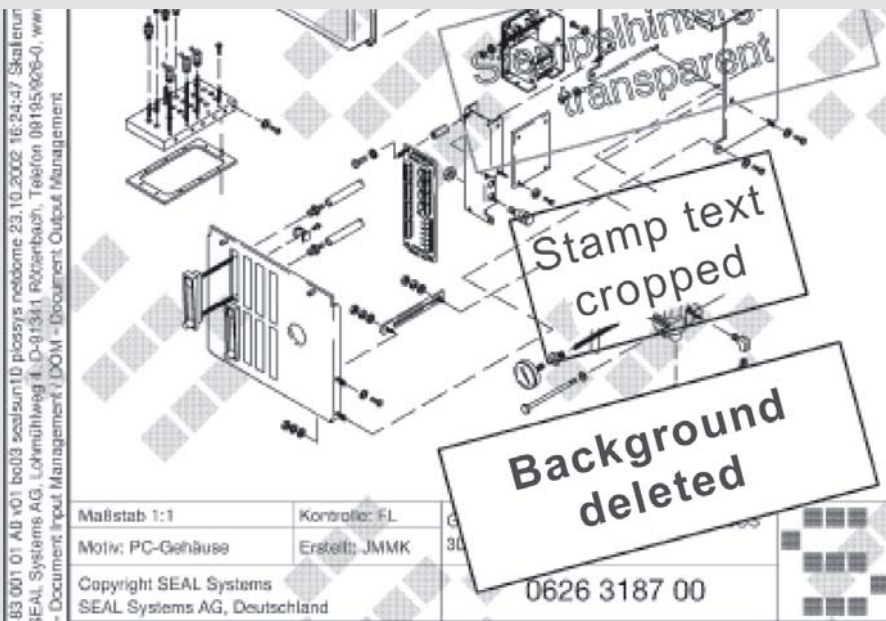
Attributes and meta data from Teamcenter are dynamically imported into the original file and placed as a stamp or watermark. Such data are also visible on the printed document after output from the viewserver. The layout and placement of information content elements are variably configurable and can be easily adapted to the requirements of the user.



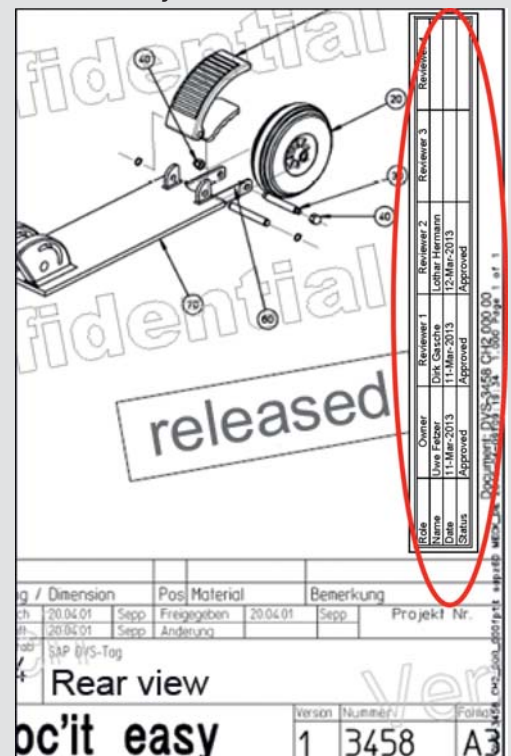
Who needs View4TC?

Every enterprise that needs process security while accessing Teamcenter documents and needs actual status information for each document. Also companies who want to achieve controlled management of drawings, exact document tracking and distribution control, are target users.

Examples of different stamp and watermark layouts.



Status information on the document



Your advantages

- ⊕ Important information for document distribution is always visible (View & Print)
- ⊕ Automatic display of actual Teamcenter attributes directly within the Teamcenter client
- ⊕ Controlled handling and tracking of documents
- ⊕ Maximum process security during access to Teamcenter documents

Keep important information from Teamcenter always visible in the document ...

Layout parameters

These different layout parameters are configurable:

Text attributes

- Font size and color
- Text alignment (central, left or right)
- Font line width
- Font type (more than 50 types are available)
- Font spacing and width
- Mirrored texts

Stamps and watermarks attributes

- Position, size and angle
- Frame option (yes/no)
- Frame color
- Rotation of stamp or watermark within drawing
- Definition of contents with graphic file (e.g. logo)
- Deletion of stamp background or only text transparency
- Repeated output of a stamp or watermark on the complete document by line or column

Configurable stamp data

- Attributes of data set
- Date/time
- User data
- Text elements

Original file formats

- PDF
- Further formats (Office/CAD) available through conversion

Integration/Installation

Teamcenter Server:

- DOC4TC Server Installation

Client PC:

- View4TC Client
- Installation through Teamcenter software distribution

External server:

View-Server from SEAL Systems for stamping (DPF server)

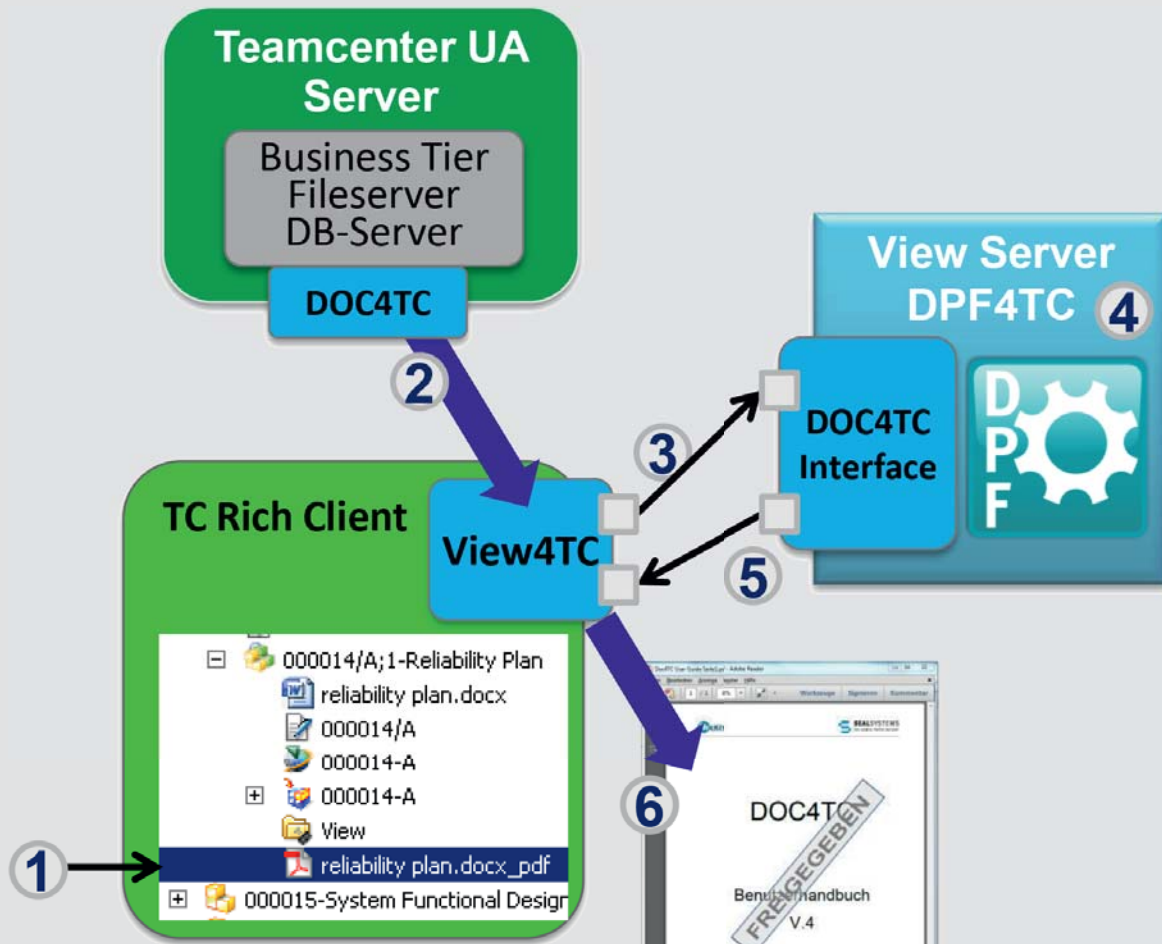
Viewer

- Viewer defined within Teamcenter (e.g. Acrobat Reader)
- Other PDF viewers

View4TC – Viewserver for Teamcenter

System structure and process steps

1. Select document (PDF) and open it
2. Original file transfer from TC server
3. Web Service Call (including PDF)
4. DPF job creates stamps
5. Return transfer of final document
6. Open in viewer on the client computer



Uwe Wächter and Debra Garls are specialist for your questions concerning:

Conversion and PDF processing



Europe/Asia/Australia
Dr. Uwe Wächter
Tel +49 6154 637 372
uwe.waechter@sealsystems.de



USA/Canada/Americas
Debra Garls
Tel +1 774 200 0933
debra.garls@sealsystems.com

SEALSYSTEMS
THE DIGITAL PAPER FACTORY

E-Mail: info@sealsystems.com

Web: www.sealsystems.com

Solutions for PLM
by SEAL Systems

We would be happy to answer you questions about the document output from Teamcenter and the possible usage in your enterprise.

Solution Partner
PLM **SIEMENS**

Software and Technology

© 2019 SEAL Systems. Computer and software names mentioned in this brochure are trade names and/or trademarks of the respective manufacturers. Subject of change without notice.
Date: 1 February 2019 V700-140325-0-en