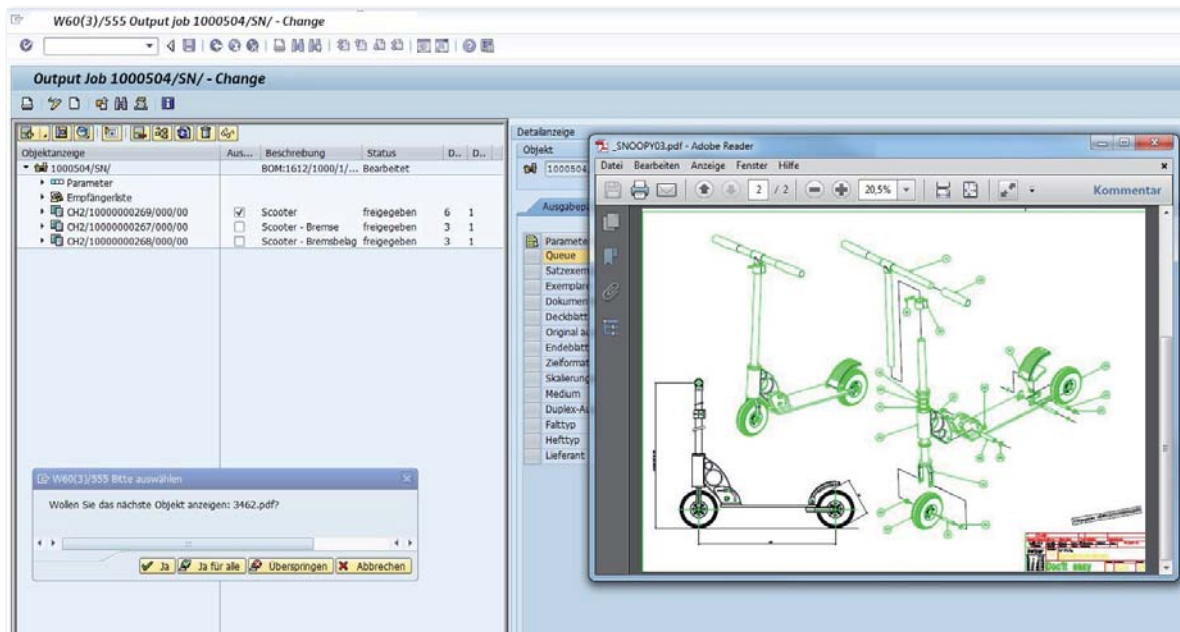


Bill of Material Dissolution in SAP®

Easy and direct viewing of output jobs

The task

A user wants to find all the documents of an SAP bill of material. Then a list should be created of these retrieved documents. Finally he wants to select all or some of the drawings for print or view.



Screenshot 1: Direct view or print of SAP documents from an output job.

The solution

With the SEAL System structure dissolution procedures the relevant documents are retrieved and viewed in the Document Distribution Director (DDD). This is the user environment from SEAL Systems for creation, editing and start of print and distribution jobs in SAP.

In the standard version DDD offers functions for viewing of SAP objects. An additional button is provided for selection and viewing of all PDF files. For this a menu entry is created in DDD (see image 2).

Then a button (spectacles) is displayed for calling the wanted viewing method (see image 3).

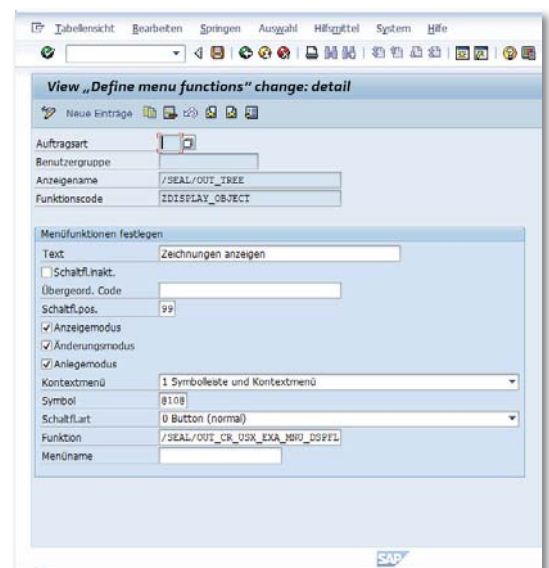


Image 2: Viewing functions configuration



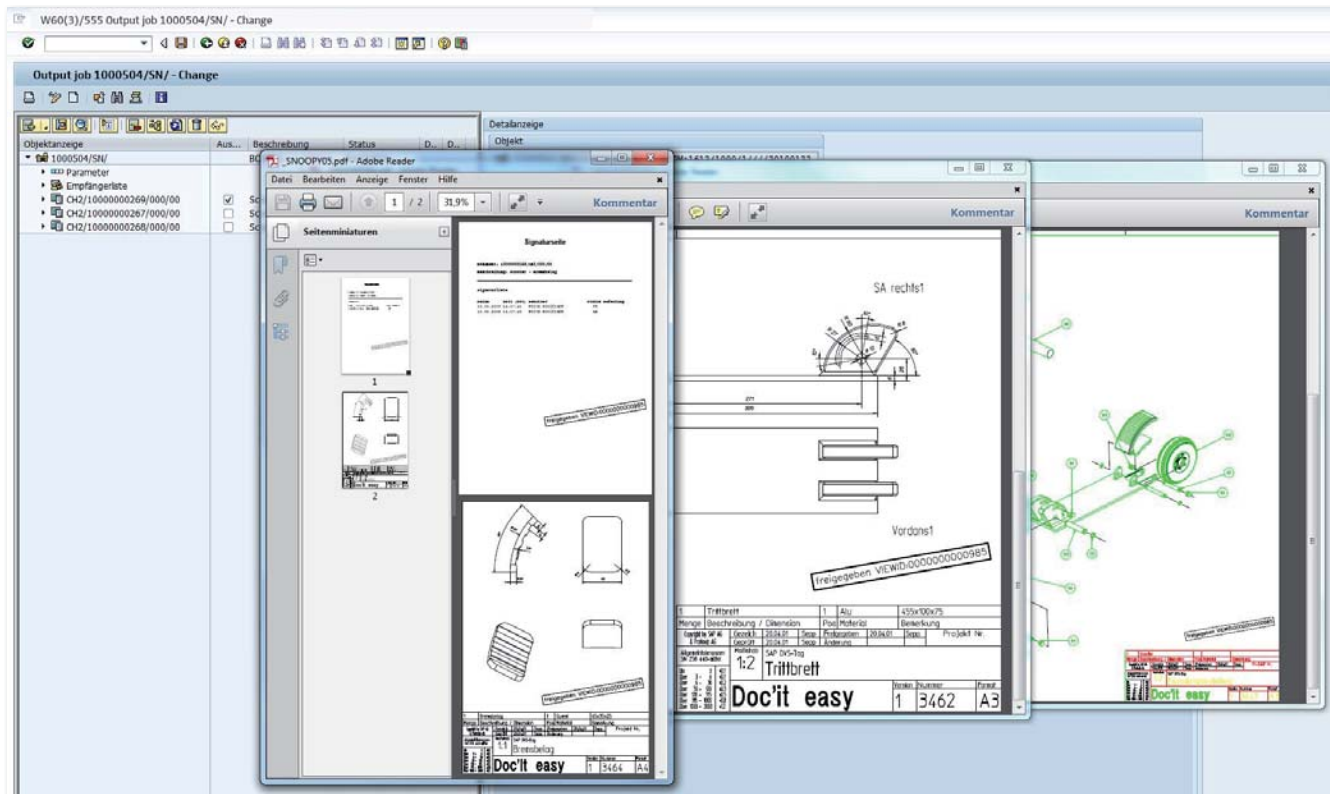
Image 3

Using the button the first document is displayed. With a dialog the user can select further processing steps. It is possible to select further pages, jump pages or view all documents (image 4).



Image 4

The documents are dynamically stamped with distribution information and then displayed. Optionally an additional signature page can be created and viewed within DDD (screenshot 2)



Screenshot 2: Document view including distribution information

More questions?

SEAL Systems